

# Dandelion's Promise (Pu Gong Ying De Yue Ding)

Guitar Arrangement by tkvipr @ youtube

Performed by tkvipr

Standard tuning

Moderate ♩ = 80

Chord diagrams for the first system:

- C: 3 2 1
- Fmaj7: 3 4 2 1
- G: 2 1 3 3
- Em: 2 3
- Am: 5 1 3 4 1 1 1

Staff 1 (S-Gt):

Measure 1: *f* (C) | Measure 2: *f* (Fmaj7) | Measure 3: *mf* (G) | Measure 4: *f* (Em) | Measure 5: *f* (Am) | Measure 6: *f* (C)

Staff 2 (TAB):

Measure 1: 2-0-1 | Measure 2: 3-2-1 | Measure 3: 0-1-0 | Measure 4: 1-3-0 | Measure 5: 0-5-7 | Measure 6: 5-7-5

Chord diagrams for the second system:

- Fmaj7(2): 5 3 2 1 1 4
- Gadd11: 3 2 1 4
- C: 3 2 1
- Fmaj7: 3 4 2 1
- G: 2 1 3 3

Staff 1 (S-Gt):

Measure 7: *let ring* (Fmaj7(2)) | Measure 8: *let ring* (Gadd11) | Measure 9: *let ring* (C) | Measure 10: *let ring* (Fmaj7) | Measure 11: *let ring* (G) | Measure 12: *let ring* (C)

Staff 2 (TAB):

Measure 7: 5-6-8 | Measure 8: 1-1-0 | Measure 9: 3-0-1 | Measure 10: 0-1-0 | Measure 11: 0-1-0 | Measure 12: 3-0-1

Chord diagrams for the third system:

- Em: 2 3
- Am: 5 1 3 4 1 1 1
- Fmaj7(2): 5 3 2 1 1 4
- Gadd11: 3 2 1 4
- Csus4: 3 4 1 1
- C: 3 2 1
- C: 3 2 1
- Em: 2 3

Staff 1 (S-Gt):

Measure 13: *let ring* (Em) | Measure 14: *let ring* (Am) | Measure 15: *let ring* (Fmaj7(2)) | Measure 16: *let ring* (Gadd11) | Measure 17: *let ring* (Csus4) | Measure 18: *let ring* (C) | Measure 19: *let ring* (C) | Measure 20: *let ring* (Em)

Staff 2 (TAB):

Measure 13: 1-3-0 | Measure 14: 3-0-5 | Measure 15: 5-6-8 | Measure 16: 1-1-0 | Measure 17: 1-0-2 | Measure 18: 2-2-3 | Measure 19: 0-0-0 | Measure 20: 2-4-2

Am(2) Fmaj7 G(2) Fmaj7(2)

11

let ring let ring let ring ----- let ring let ring let ring

TAB

1	1	1	0	3	2	0	0	3	5	3	5	5	5	5	1	3	0
2					2	3	0	0	3	5	3	5	5	5	1	3	0
0	2				3	3			3			8					

E E Am(2) D D

14

let ring let ring let ring let ring let ring

TAB

0	0	1	0	0	1	3	5	3	1	2	1	2	0	1	3	2	3	1	1	2	3	5
1					1				2	2	2	2	0	1	0	2				2		
0			2		0				0						0					0		

G Gadd11 G(3) C Em Am(2) Fmaj7

17

let ring let ring let ring ----- *mp* *f* let ring let ring ----- let ring let ring -----

TAB

5	3	3	1	1	0	<14.7>	0	0	0	0	3	1	1	0	3	2	0	0
0						2	3	0	0	0	0	2	4	0	2	2	2	
3	3	3	3	3		3					2			0	2			

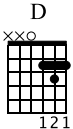
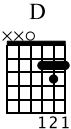
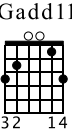
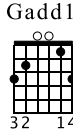
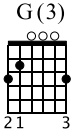
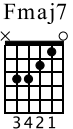
G(2) Fmaj7(2) E E Am(2)

21

let ring let ring let ring let ring let ring

TAB

3	5	3	5	5	5	5	5	(5)	1	3	0	0	0	1	0	0	3	5	3	1	2	1
5								1			1						1				2	
3				8				0			2						0				0	

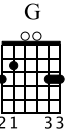
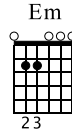
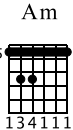
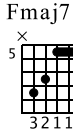
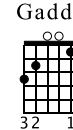
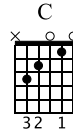







24

let ring      let ring      let ring      let ring      let ring      let ring

TAB

(1) 2 0 1 3 2 3 1 1 2 3 5 6 1 0 1 1 0 0 1 0 0 1 3 2 1

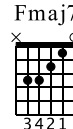
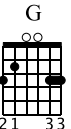
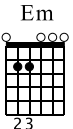

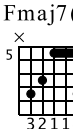







27

let ring      let ring      let ring      let ring      let ring      let ring

TAB

0 1 0 3 0 1 1 3 0 3 0 5 5 5 6 8 1 1 0 3 0 1 0 3 3

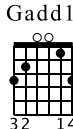
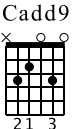
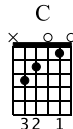
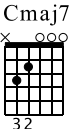
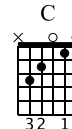
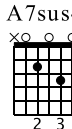
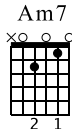






30

let ring      let ring      let ring      let ring      let ring

TAB

(1) 2 0 1 0 0 1 0 1 0 3 0 1 1 3 0 3 0 5 5 5 6 8 5 7 7 8

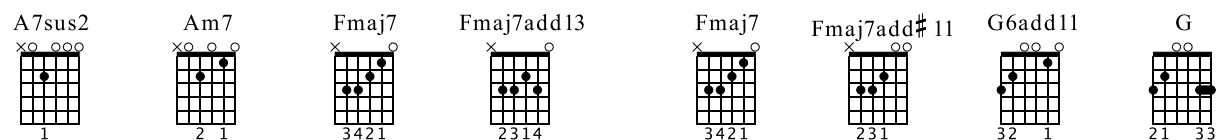
33

let ring      let ring      *mf*      let ring      let ring      let ring      let ring

TAB

1 1 0 3 3 0 3 1 0 1 0 0 1 0 1 3 2 3 1 0 1 0 2 0 2 3 1 3 2 3 2 3 0 2 0 2

A7sus2    Am7    Fmaj7    Fmaj7add13    Fmaj7    Fmaj7add#11    G6add11    G



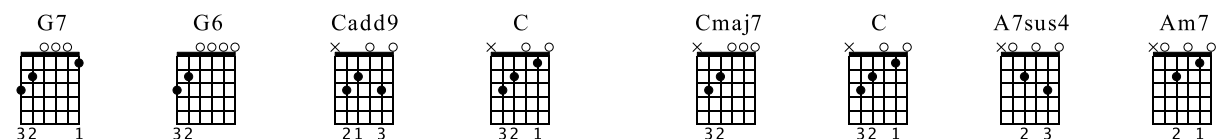
35

let ring    let ring    let ring    let ring    let ring    let ring    let ring

TAB

2 1-0 2 0-1 2 1-0 2 1-0 3 2 3-1 2 1-0 2 0-0 1-0 3 0 2 0 2 3 3 3 3 3 3

G7    G6    Cadd9    C    Cmaj7    C    A7sus4    Am7



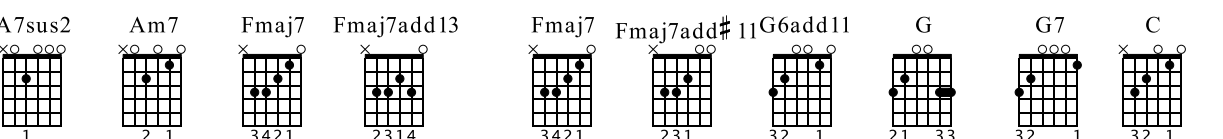
37

let ring    let ring    let ring    let ring    let ring    let ring    let ring    let ring

TAB

0 3 1-0 0 1-0 0 0-3 0 3-1 0 1-0 0 0-1 0 1-3 2 3-1 0 3 0 0 0 3 2 0 3 2 0 2 0 2 0 2

A7sus2    Am7    Fmaj7    Fmaj7add13    Fmaj7    Fmaj7add#11    G6add11    G    G7    C




39

let ring    let ring    let ring    let ring    let ring    let ring    let ring    let ring *f* -----

TAB

2 1-0 2 0-1 2 1-0 2 1-0 3 2 3-1 2 1-0 2 0-0 1-0 3 3 1-0 1 2 0 0 2 3 3 3 3 3 3

C    Em    Am(2)    Fmaj7    G(2)    Fmaj7(2)



42

let ring    let ring let ring -----    let ring    let ring -    let ring    let ring

TAB

1 2 3 0-0-0 0-2 4-0 3-1 2 1-0-3 2 3 0-0 3 5 3 5 5 5 5 5 3 8

E E Am(2) D

46

let ring let ring let ring let ring

T (5) 1 3 0 0 0 1 0 0 3 5 3 1 1 (1) 0 1 3 3 1

A 1 1 2 2 1

B 0 2 0 2 0

D Gadd11 Gadd11 G(3) Fmaj7 G Em

49

let ring let ring let ring let ring let ring let ring let ring

T 1 3 5 6 1 1 1 0 1 0 1 0 1 0 1 3 0 1 3 0 3

A 2 0 0 3 2 1 0 3 2 0 0 1 1 3 0 3

B 0 3 3 3 3 3 3 0 0

Am Fmaj7(2) Gadd11 C Fmaj7

52

let ring let ring let ring let ring let ring let ring

T 0 5 5 6 8 1 1 0 3 0 1 (1) 0 1 0 0 1

A 5 7 5 8 0 0 0 0 1 2 0 3 2 1

B 5 7 8 3 3

G Em Am Fmaj7(2) Gadd11 C C






55

let ring let ring let ring let ring let ring let ring

T 0 1 0 3 0 1 1 3 0 3 0 5 5 6 8 1 1 3 1 1

A 0 0 0 5 5 7 7 8 0 5 7 8 1 0 3 1 0

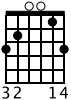
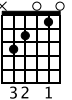
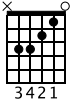
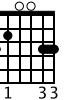
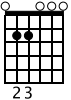
B 3 0 5 7 8 3 3

58

let ring *mf* *f* let ring

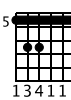
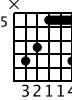
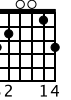
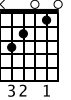
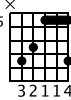
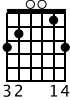
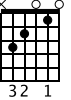
T 1 3 5 3 0 3 1 0 0 1 0 3 3 5 3 0 5 5 6 8  
 A 0 3 2 1 0 0 0 3 5 7 5 8  
 B 3 3 3 3 5 7 8

61

let ring *mf* *f* let ring *mf* *f* let ring let ring

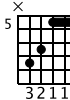
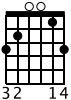
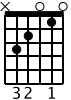
T 1 1 0 3 0 1 (1) 0 1 0 0 1 0 1 0 3 0 1 1 3 0 3  
 A 0 0 0 0 0 0 2 0 3 2 1 0 0 1 1 3 0 3  
 B 3

64

let ring let ring let ring let ring *mp* let ring let ring let ring

T 0 5 5 6 8 1 1 0 3 1 (1) 0 1 3 5 6 8 1 1 0 3 1 1  
 A 5 7 5 8 0 3 0 3 (1) 0 8 3 2 0 1  
 B 5 7 8 3 3 (3) 8 3 3 3 3 3 3 3

68

*f* *mp* let ring let ring let ring *f*

T (1) 1 3 5 6 8 1 1 3 1 (1)  
 A 0 8 3 3 (3)  
 B 8 3 3